

***Best-Rite 4' x 4' Type C  
Combination Porcelain Chalkboard  
with Natural Cork Header***

Product Spec Sheet



*Provided by*

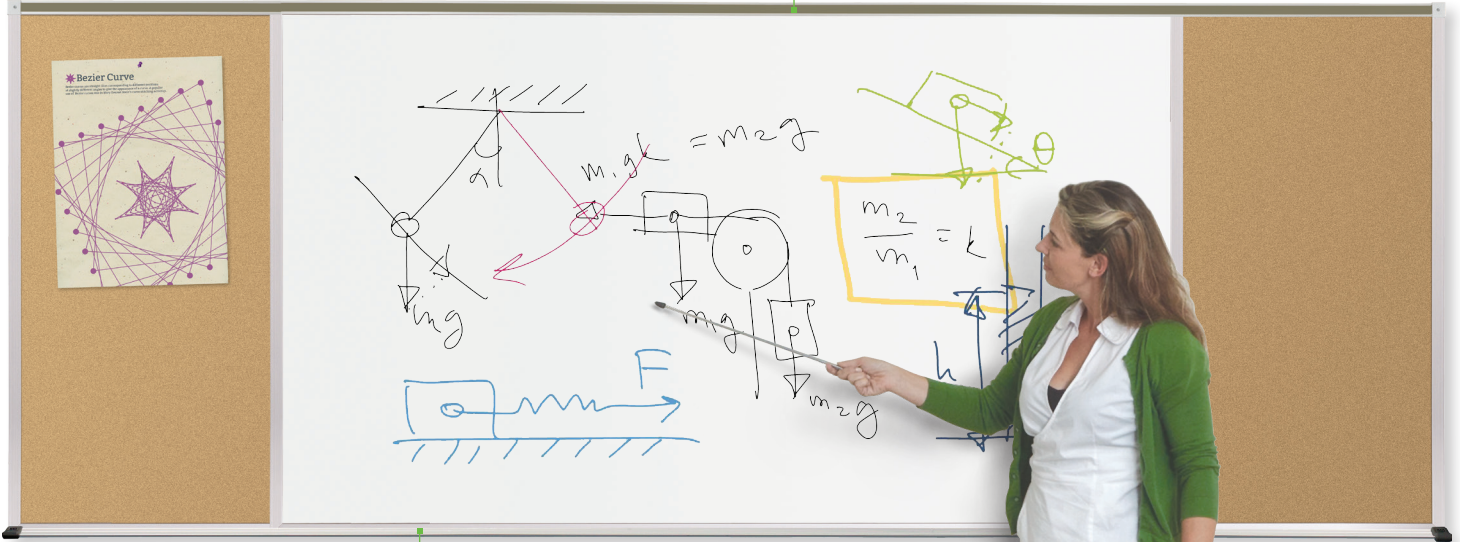
**MyBinding.com**  
*When Image Matters.*

Call Us at 1-800-944-4573

# Combination Boards

Combination Whiteboard & Tackboard

Type F



Full length map rail  
with tackable insert

Full length accessory tray  
with Dura-Safe® rubber end caps



50 Year  
Limited  
Warranty

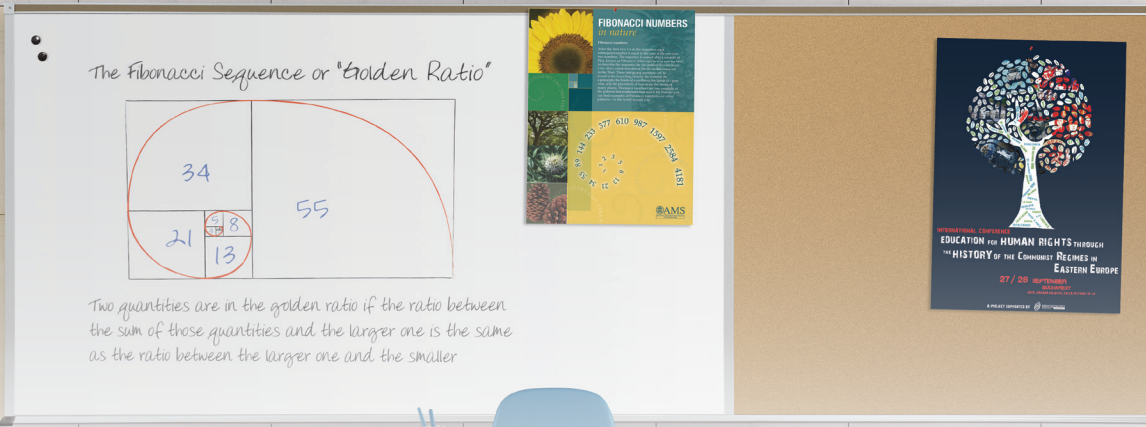
Porcelain Steel



10 Year  
Limited  
Warranty

Tackboard

Type E







## Combination Boards

- Combine porcelain steel markerboard and natural cork tackboard into one durable and versatile unit. Ideal for any classroom environment.
- All-in-one boards feature anodized aluminum trim with full-length tackable map rail and full-length accessory tray with Dura-Safe® rubber end caps.
- Available in a variety of sizes and panel configurations to fit your needs.
- TAA compliant. Manufactured in the US of foreign and domestic materials. Fifty year limited warranty on porcelain steel. Ten year limited warranty on tackboard. Has achieved GREENGUARD GOLD Certification.

Part No.	Overall Dim.	Whiteboard Dim.	Tackboard Dim.	Ship Wt.
<b>Combination Board - Type C</b>				
404-10-PM-X2	4'H x 4'W	3'H x 4'W	1'H x 4'W	68 lbs
406-10-PM-X2	4'H x 6'W	3'H x 6'W	1'H x 6'W	102 lbs
408-10-PM-X2	4'H x 8'W	3'H x 8'W	1'H x 8'W	136 lbs
410-10-PM-X2	4'H x 10'W	3'H x 10'W	1'H x 10'W	170 lbs
412-10-PM-X2	4'H x 12'W	3'H x 12'W	1'H x 12'W	217 lbs
416-10-PM-X2	4'H x 16'W	3'H x 16'W	1'H x 16'W	272 lbs
<b>Combination Board - Type D</b>				
406-40-PM-X2	4'H x 6'W	3'H x 4'W	4'H x 2'W	102 lbs
408-40-PM-X2	4'H x 8'W	3'H x 6'W	4'H x 2'W	136 lbs
410-40-PM-X2	4'H x 10'W	3'H x 6'W	4'H x 2'W	170 lbs
412-40-PM-X2	4'H x 12'W	3'H x 8'W	4'H x 4'W	217 lbs
416-40-PM-X2	4'H x 16'W	3'H x 12'W	4'H x 4'W	272 lbs
<b>Combination Board - Type E</b>				
404-60-PM-X2	4'H x 4'W	4'H x 2'W	4'H x 2'W	68 lbs
406-60-PM-X2	4'H x 6'W	4'H x 4'W	4'H x 2'W	102 lbs
408-60-PM-X2	4'H x 8'W	4'H x 6'W	4'H x 2'W	136 lbs
410-60-PM-X2	4'H x 10'W	4'H x 6'W	4'H x 4'W	170 lbs
412-60-PM-X2	4'H x 12'W	4'H x 8'W	4'H x 4'W	217 lbs
416-60-PM-X2	4'H x 16'W	4'H x 12'W	4'H x 4'W	272 lbs
<b>Combination Board - Type F</b>				
406-70-PM-X2	4'H x 6'W	4'H x 2'W	4'H x 2'W	102 lbs
408-70-PM-X2	4'H x 8'W	4'H x 4'W	4'H x 2'W	136 lbs
410-70-PM-X2	4'H x 10'W	4'H x 6'W	4'H x 2'W	170 lbs
412-70-PM-X2	4'H x 12'W	4'H x 8'W	4'H x 2'W	217 lbs
416-70-PM-X2	4'H x 16'W	4'H x 8'W	4'H x 4'W	272 lbs
<b>Combination Board - Type H</b>				
406-90-PM-X2	4'H x 6'W	3'H x 2'W	4'H x 2'W	102 lbs
408-90-PM-X2	4'H x 8'W	3'H x 4'W	4'H x 2'W	136 lbs
410-90-PM-X2	4'H x 10'W	3'H x 6'W	4'H x 2'W	170 lbs
412-90-PM-X2	4'H x 12'W	3'H x 8'W	4'H x 2'W	217 lbs
416-90-PM-X2	4'H x 16'W	3'H x 8'W	4'H x 4'W	272 lbs

Shipping weights are listed on a per item basis and may vary based on quantities ordered.



WWW.MYBINDING.COM